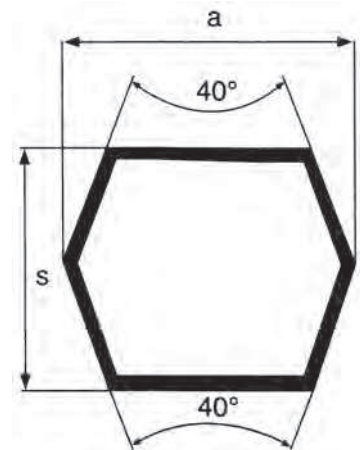


ESAFLEX

section	AA	BB	CC
a (mm)	13	17	22
s (mm)	10	14	19
pitch length - internal length = Δ_i (mm)	31,4	44	59,7
external length - pitch length = Δ_e (mm)	31,4	44	59,7
weigth (gr/m)	150	238	429
min. pulley diam. (mm)	80	140	224
working temperature	-30°C ÷ +80°C		
relevant standards	RMA/MPTA IP2 21 - DIN 7722 - ISO 5289		
materials	CR blend - polyester cord - cotton/polyester fabric		




DOUBLE ANGLE V-BELT

Ideally suited for serpentine drives where power needs to be transmitted equally from both sides of the belt. Doublewrapped cotton-neoprene cover is added for excellent resistance to abrasive wear, heat, ozone, sunlight, grease, oil or dirt.

Centrally located cord and special synthetic rubber compounds assure long belt life and smooth, capable power capacity.

Double wrapped neoprene and cotton fabric

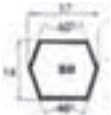
The core of the belt is made of a special blend of compounds to provide long life and superior power capacity





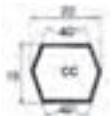
AA SECTION

Code	Pitch length L _p (mm)	Code	Pitch length L _p (mm)	Code	Pitch length L _p (mm)	Code	Pitch length L _p (mm)	Code	Pitch length L _p (mm)	Code	Pitch length L _p (mm)	Code	Pitch length L _p (mm)	Code	Pitch length L _p (mm)	Code	Pitch length L _p (mm)
AA 51	1350	AA 68	1780	AA 75	1955	AA 81	2110	AA 91	2365	AA 105	2720	AA 116	3000	AA 130	3355	AA 148	3815
AA 60	1580	AA 69	1805	AA 77	2010	AA 85	2210	AA 95	2465	AA 108	2800	AA 120	3100	AA 134	3460	AA 163	4195
AA 61	1600	AA 71	1855	AA 80	2085	AA 90	2340	AA 96	2490	AA 112	2895	AA 128	3305	AA 147	3790		



BB SECTION

Code	Pitch length L _p (mm)	Code	Pitch length L _p (mm)	Code	Pitch length L _p (mm)	Code	Pitch length L _p (mm)	Code	Pitch length L _p (mm)	Code	Pitch length L _p (mm)	Code	Pitch length L _p (mm)	Code	Pitch length L _p (mm)	Code	Pitch length L _p (mm)
BB 50	1345	BB 81	2130	BB 90	2360	BB 112	2920	BB 121	3150	BB 154	4000	BB 173	4470	BB 184	4750	BB 240	6135
BB 60	1600	BB 84	2210	BB 97	2540	BB 118	3070	BB 128	3325	BB 155	4010	BB 174	4495	BB 195	5030	BB 270	6895
BB 75	1980	BB 85	2235	BB 105	2740	BB 120	3125	BB 144	3735	BB 158	4090	BB 180	4645	BB 210	5410	BB 300	7655



CC SECTION

Code	Pitch length L _p (mm)	Code	Pitch length L _p (mm)	Code	Pitch length L _p (mm)	Code	Pitch length L _p (mm)	Code	Pitch length L _p (mm)	Code	Pitch length L _p (mm)	Code	Pitch length L _p (mm)	Code	Pitch length L _p (mm)	Code	Pitch length L _p (mm)
CC 75	2015	CC 90	2395	CC 120	3155	CC 158	4120	CC 193	5000	CC 240	6155	CC 330	8440				
CC 81	2165	CC 96	2545	CC 128	3360	CC 162	4225	CC 195	5060	CC 270	6915	CC 360	9200				
CC 85	2265	CC 105	2775	CC 144	3765	CC 173	4500	CC 210	5440	CC 300	7675	CC 390	9965				
CC 86	2290	CC 112	2955	CC 153	4000	CC 180	4680	CC 234	6000	CC 313	8000	CC 420	10725				

